

Understanding the PARCC Score Report for English Language Arts/Literacy and Mathematics Tests



The 2016-2017 school year was the second year of the PARCC assessments for English Language Arts/Literacy and mathematics which align to the Maryland College and Career-Ready Standards. The tests measure complex skills such as critical thinking and problem solving, with an emphasis on supporting an argument and synthesis in writing. The PARCC assessments require students to read, write, and reflect; analyze and show results; and utilize information from multiple sources in a real-world context. PARCC scores should be used along with a student's classroom performance, report card grades, and teacher feedback to form a clear picture of a student's progress toward meeting academic standards.

How to Read Your Student's Score Report


1. Overall Performance- Students receive an overall score in each subject that falls into one of five performance levels. Performance levels range from Level 1 which indicates that a student has not yet met grade level expectations to Level 5 which indicates that the student has exceeded the grade level expectations.
2. Score Range- This scale includes the score ranges for each performance level and shows where your student's score falls within that range.
3. On Track for College and Career- Students scoring a 4 or 5 meet or exceed grade-level expectations and are on track to be ready for college-level coursework when they graduate from high school.
4. Overall Score Comparisons – This section shows how your student is performing compared to students in the same grade at the same school, across the school district, and around the state. It also details the percentage of students who achieved at the different performance levels and Student Growth Percentile to measure individual student progress.

Performance Level 3

1.

- Level 5 Exceeded Expectations
- Level 4 Met Expectations
- Level 3 Approached Expectations
- Level 2 Partially Met Expectations
- Level 1 Did Not Yet Meet Expectations

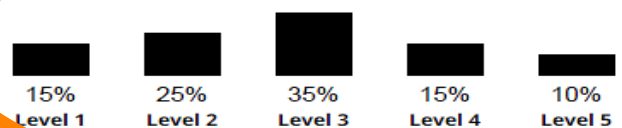
Your child's score
745



School Average 714
District Average 724
State Average 729

4.

How Students in Maryland Performed



Student Growth Percentile

Your child's score this year is the same as or better than 35 percent of Maryland students who had a similar score to your child on the assessment in a previous year(s).

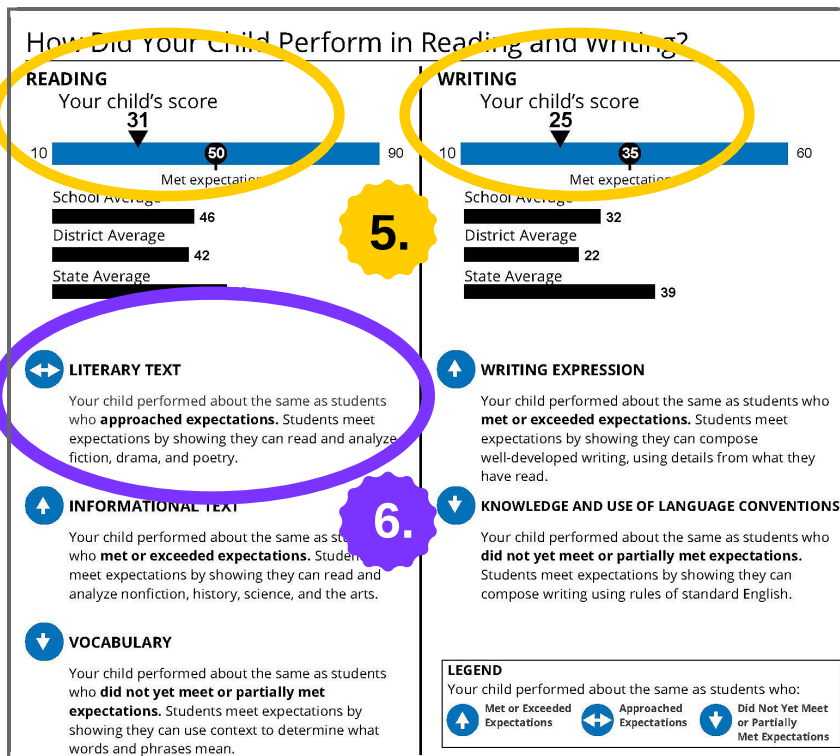
How to Read Your Student's Score Report Continued....

5.

Reading/writing performance- The English Language Arts report compares your student's score in reading and writing. It shows your student's numerical score for a sub-set of questions in those categories. The score range is provided above your student's individual score for reference. This section also includes the average scores for the school, district, and state.

6.

Score Breakdown- The score report provides a breakdown of your student's performance on specific skills sets, so you can see where your student is excelling or needs improvement. Each area includes an arrow comparing your student's performance to students who met expectations. It also includes a description of the skills that demonstrate a clear understanding of grade-level standards.



Perform in Areas of Mathematics?



EXPRESSING MATHEMATICAL REASONING

Your child performed about the same as students who **did not yet meet or partially met expectations**. Students meet expectations by creating and justifying logical mathematical solutions and analyzing and correcting the reasoning of others.

6.



MODELING & APPLICATION

Your child performed about the same as students who **did not yet meet or partially met expectations**. Students meet expectations by solving real-world problems, representing and solving problems with symbols, reasoning quantitatively, and strategically using appropriate tools.

(excerpt of mathematics report)



marylandpublicschools.org
marylandassessments.org

Facts about Assessment and Testing in Maryland

- Federal law requires that all students in grades 3-8 and high school take an annual statewide assessment.
- Maryland educators are highly involved in the development and improvement of the tests, from analyzing the items to reviewing them for appropriateness. Maryland is also a member of PARCC's governing board, helping guide the direction of the tests.
- Parents of students with disabilities should be contacted by their child's IEP or 504 team to discuss allowable accessibility features and accommodations.
- Scores demonstrate a student's understanding of grade-level subject standards at the end of the school year.
- The score reports are a tool teachers use to plan instruction and enrichment for students in the coming year that prepare students for their next steps.
- Families can use the scores to start a conversation with the child's teachers and school officials about the child's academic strengths and areas for improvement.
- Together everyone can decide how best to support the student's learning needs both in school and at home.

Helpful Websites

- Understand the Score- understandthescore.org
- Be a learning hero- bealearninghero.org/learning-tools/skill-builder
- Great Kids- greatschools.org/gk/common-core-test-guide
- PARCC practice tests- parcc.pearson.com/practice-tests
- Achieve resources on standards- achieve.org/files/ResourcesforParentsandFamiliesonCCSSv2.pdf