



All About Naviance!





WHAT IS NAVIANCE?

Naviance is a comprehensive college and career readiness solution that helps districts and schools align student strengths and interests to postsecondary goals, improving student outcomes and connecting learning to life.





Login to Naviance at:

<https://student.naviance.com/chesapeakesouth>




Your CMIT-South email is your username.



Colleges I'm Thinking About







My Favorites



-  COLLEGES
I'm thinking about
-  COLLEGES
I'm applying to
-  CAREERS AND CLUSTERS
I'm thinking about

The “Colleges I’m Thinking About” function allows students to research schools and manage a list in Naviance. This tool provides each individual college’s application deadline, as well as how to apply (coalition app, common app, mail, electronic, etc.), and more.

Colleges I'm thinking about Search for colleges

+ Add Colleges to List Compare Me

 UPDATE INTE...
  MOVE TO APPLICATION...
  REMOVE
  = extended profile available





Colleges I'm Thinking About

Using the “Add Colleges to List” function, you will be able to select the college of your interest in order to add this college to your list.

Colleges I'm thinking about 🔍 Search for colleges

[+ Add Colleges to List](#) [📊 Compare Me](#)

🏠 UPDATE INTE...
🏠 MOVE TO APPLICATION...
🗑️ REMOVE
+ = extended profile available

[← Back](#)


COLLEGE Lookup

Lookup by:
Quicklist ▼

College search results You searched by Quicklist

+ = extended profile available
🏠 = colleges applied to
Actions: [❤️ Favorite](#)

Select	College	Location
<input type="checkbox"/>	📍 + Allegany College of Maryland	Cumberland, MD
<input type="checkbox"/>	📍 + Anne Arundel Community College	Arnold, MD
<input type="checkbox"/>	📍 Baltimore City Community College	Baltimore, MD
<input type="checkbox"/>	📍



Colleges I'm Thinking About



The “Compare Me” tool enables you to compare your scores with your peers that have been accepted into the same schools as you. Averages have a green checkmark when your number is higher, and a red “x” when your number is lower.

Quick Links

MORE SEARCH OPTIONS

[SuperMatch®](#)

[Advance college search](#)

[College lookup](#)

MY COLLEGES

[Upcoming college events](#)

[Colleges match](#)

[Colleges Visits](#)

[Colleges I'm thinking about](#)

[Colleges I'm applying to](#)

College Lookup 🔍 Search for colleges

Lookup by name SAVE SELECTION

Go + = extended profile available

Lookup by country Go

N/A

Lookup by state Go

N/A

Lookup by college group Go

N/A

Lookup by college name

A B C D E F G H I J K L
M N O P Q R S T U V W X
Y Z

College	Location
<input type="checkbox"/> + Allegheny College of Maryland	Cumberland, MD
<input type="checkbox"/> + Anne Arundel Community College	Arnold, MD
<input type="checkbox"/> Baltimore City Community College	Baltimore, MD
<input type="checkbox"/> + Community College of Baltimore County	Baltimore, MD
<input type="checkbox"/> + University of Baltimore	Baltimore, MD



Colleges I'm Thinking About



The “SuperMatch” tool allows you to input your fit criteria, so you can have accurate results for which college best fits you. Using the “Select Criteria to Start” button, you can start putting in the criteria which will shorten or broaden the list for the colleges that appeal to your interest.

The screenshot shows the SuperMatch College Search interface. At the top, there's a navigation bar with "SuperMatch College Search" on the left and "About SuperMatch" on the right. Below this is a menu with categories: "Choose Fit Criteria", "Location", "Academics", "Admission", "Diversity", "Institution Characteristics", "Cost", "Student Life", "Athletics", and "Resources".

The main content area is titled "Your Fit Criteria". On the right, there's a "Saved Searches" section with a dropdown menu and two buttons: "Save Search" and "Start Over".

Under "Your Fit Criteria", there are three main sections:

- 0 selected criteria:** A teal button labeled "Select Criteria To Start". Below it, text reads: "To refine your results, use the arrows to move your criteria into the 'Must Have' and 'Nice to Have' boxes."
- Must Have:** A dashed box containing the text: "A *Must Have* is anything you absolutely need to be happy and successful."
- Nice to Have:** A dashed box containing the text: "A *Nice to Have* is anything that's important to you, but isn't an absolute must have."

At the bottom of the interface, there's a "No Results Yet" message. Below that is a footer with a search bar labeled "Search by College Name" and a navigation bar with filters: "Fit Score", "Academic Match", and three "Pick what to show" dropdowns. At the very bottom, there's a status bar with icons and labels: "0 PINNED", "INTERESTED IN YOU", "5 THINKING ABOUT", "0 APPLYING TO", and "MORE!".






Advanced College Search

Using the “Advanced College Search” tool, you are able to narrow down your schools by selecting your personal preferences and a list of your college matches will appear after completing the question inquiries.




The screenshot shows the 'Advanced College Search' interface. On the left is a sidebar with 'Quick Links' including 'MORE SEARCH OPTIONS' (SuperMatch@, Advance college search, College lookup) and 'MY COLLEGES' (Upcoming college events, Colleges match, Colleges Visits, Colleges I'm thinking about, Colleges I'm applying to). The main content area has a search bar and instructions: 'To start, begin with a section that's important to you. It's up to you which questions you answer and in what order. You can view your results at any point along the way by clicking **View Matches**. Once you have narrowed down your list of schools, you will be able to compare these colleges using historical admissions results from your own school.' It displays '43 Matches' with 'View Matches' and 'Start Over' buttons. Below are filter sections: 'School Type' (Two-Year vs. Four-Year with 'No preference' selected), 'Public vs. Private' (both 'No preference' selected), and 'Campus Surroundings' (Large City, Small City, Large Town).



Colleges I'm Applying To



My Favorites

-  COLLEGES
I'm thinking about
-  COLLEGES
I'm applying to
-  CAREERS AND CLUSTERS
I'm thinking about

Naviance | Student





Home Colleges Careers About Me My Planner

Colleges I'm applying to

Search for colleges

Compare Me +

+ extended profile available REMOVE

College	Type	Deadline	Transcripts	Office materials	Submission Type	Application
<input type="checkbox"/> North Carolina A&T State University	RD	Regular June Decision 1	no request	Pending		Unknown   EDIT MORE 

College that I'm attending:

The “Colleges I’m Applying To” function allows students to put all the schools they intend to apply for into Naviance. This tool gives the same information as “Colleges I’m Thinking About”, but it also allows your School Counselor to submit your High School Transcript and Letters of Recommendation electronically.





Colleges I'm
Applying To

The “Colleges I’m Applying To” tab is ONLY to be used during your senior year!



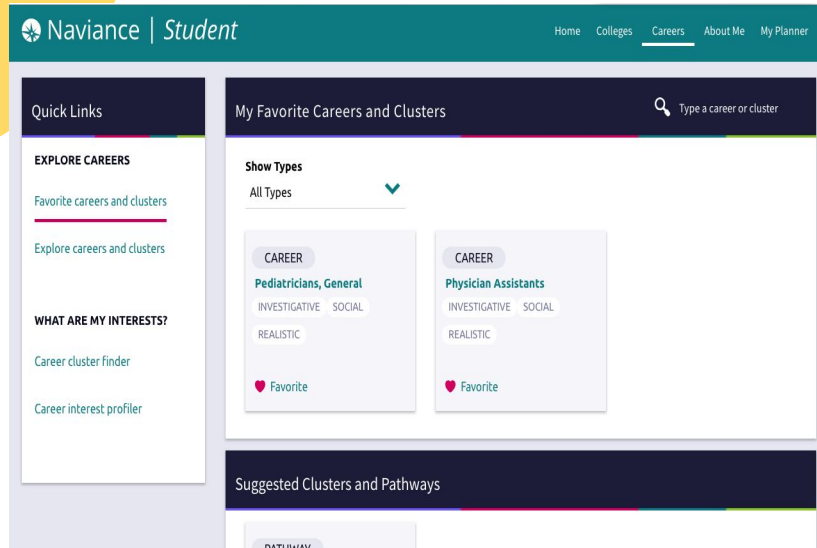
Careers and Clusters I'm Thinking About

The screenshot displays the 'My Favorite Careers and Clusters' interface. On the left, a sidebar contains 'Quick Links' with sections for 'EXPLORE CAREERS' (Favorite careers and clusters, Explore careers and clusters) and 'WHAT ARE MY INTERESTS?' (Career cluster finder, Career interest profiler). The main area features a search bar 'Type a career or cluster' and a 'Show Types' dropdown menu set to 'All Types'. Below this are two career cards: 'Pediatricians, General' (Investigative, Social, Realistic) and 'Physician Assistants' (Investigative, Social, Realistic), both with a 'Favorite' button. At the bottom, a 'Suggested Clusters and Pathways' section shows a 'Diagnostic Services' pathway under 'Health Science' with a 'Favorite' button.

The screenshot shows the 'My Favorites' list. It contains three items, each with a red heart icon and a blue link: 'COLLEGES I'm thinking about', 'COLLEGES I'm applying to', and 'CAREERS AND CLUSTERS I'm thinking about'.

The “Careers and Clusters” function allows students to search careers, clusters, and pathways for future opportunities after college. Three tabs are shown under the “Show Types” drop down menu within the “My Favorite Careers and Clusters” page. To right of the page there is a search bar, where you can search for the career that best fits your interests.

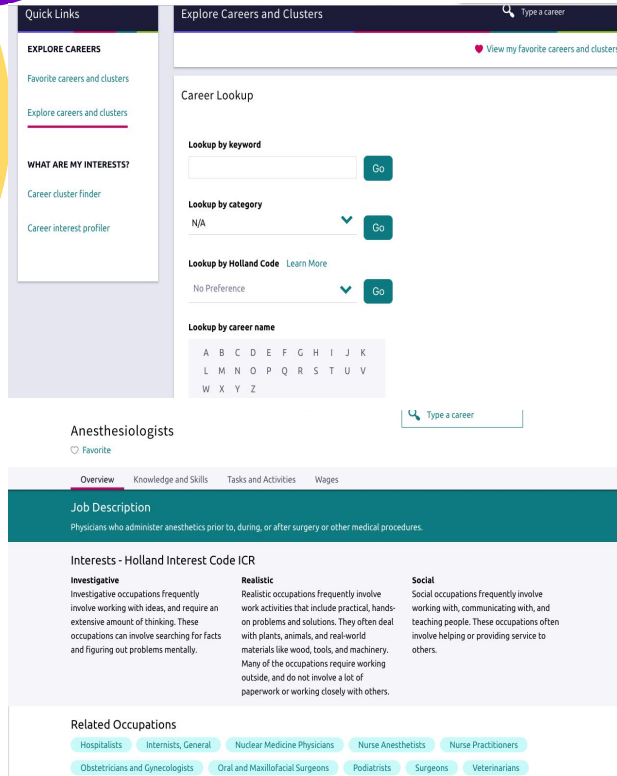
Careers and Clusters I'm Thinking About



The screenshot displays the Naviance Student interface. At the top, there is a navigation bar with links for Home, Colleges, Careers, About Me, and My Planner. The main content area is divided into two columns. The left column contains 'Quick Links' and 'WHAT ARE MY INTERESTS?' with options like 'Career cluster finder' and 'Career interest profiler'. The right column is titled 'My Favorite Careers and Clusters' and features a search bar. Below the search bar, there is a 'Show Types' dropdown menu set to 'All Types'. Two career cards are visible: 'Pediatricians, General' and 'Physician Assistants'. Each card includes a 'CAREER' label, a list of interest types (INVESTIGATIVE, SOCIAL, REALISTIC), and a 'Favorite' button with a heart icon. At the bottom of the interface, there is a section for 'Suggested Clusters and Pathways'.

The “Favorite Career and Clusters” tool allows students to search professions and/or professional fields to find occupations they are interested in to add to their favorite career clusters list.

Careers and Clusters I'm Thinking About



Quick Links

- EXPLORE CAREERS
 - Favorite careers and clusters
 - Explore careers and clusters
- WHAT ARE MY INTERESTS?
 - Career cluster finder
 - Career interest profiler

Explore Careers and Clusters

[View my favorite careers and clusters](#)

Career Lookup

Lookup by keyword

Lookup by category

N/A

Lookup by Holland Code [Learn More](#)

No Preference

Lookup by career name

A B C D E F G H I J K
L M N O P Q R S T U V
W X Y Z

Anesthesiologists

Favorite

Overview Knowledge and Skills Tasks and Activities Wages

Job Description

Physicians who administer anesthetics prior to, during, or after surgery or other medical procedures.

Interests - Holland Interest Code ICR

Investigative Investigative occupations frequently involve working with ideas, and require an extensive amount of thinking. These occupations can involve searching for facts and figuring out problems mentally.	Realistic Realistic occupations frequently involve work activities that include practical, hands-on problems and solutions. They often deal with plants, animals, and real-world materials like wood, tools, and machinery. Many of the occupations require working outside, and do not involve a lot of paperwork or working closely with others.	Social Social occupations frequently involve working with, communicating with, and teaching people. These occupations often involve helping or providing service to others.
---	--	---

Related Occupations

Hospitalists Internists, General Nuclear Medicine Physicians Nurse Anesthetists Nurse Practitioners
Obstetricians and Gynecologists Oral and Maxillofacial Surgeons Podiatrists Surgeons Veterinarians

When using the “explore careers and clusters” tool, first search the occupation by keyword, category, holland code, or career names. Second, Naviance will generate a a job overview of the profession from a social, conventional and realistic point of view. As well as, wages, tasks, and knowledge/skills needed for this position.

Careers and Clusters I'm Thinking About

Quick Links

EXPLORE CAREERS

- [Favorite careers and clusters](#)
- [Explore careers and clusters](#)

WHAT ARE MY INTERESTS?

- [Career cluster finder](#)
- [Career interest profiler](#)

Career Cluster Finder

STEP 1 Intro STEP 2 Profile Questions STEP 3 View Results

Find career clusters that match your interests and personal qualities.

The Career Cluster Finder will help you learn what career clusters may be a good match for you based on activities that interest you, personal qualities that you have and subjects that you enjoy studying in school.

You'll answer questions about:

- 1. Activities**
Select activities you enjoy doing now and would like to do in the future.
- 2. Personal Qualities**
Select personal qualities that best describe you.
- 3. School Subjects**
Select subjects you enjoy studying in school.

That's it! Based on your answers, we'll show you the list of the top clusters that are likely to be a good match for you.

START

The Career Cluster Finder will help students learn what career clusters may be a good match for them based on activities that interest you, personal qualities that they have and subjects that they enjoy studying in school. Students will answer questions about activities they enjoy doing, personal Qualities that best describe them, and school subjects you enjoy studying in school. The list of the top clusters that are likely to be a good match for them.

Careers and Clusters I'm Thinking About



Quick Links

EXPLORE CAREERS

Favorite careers and clusters

Explore careers and clusters

WHAT ARE MY INTERESTS?

Career cluster finder

Career interest profiler

Career Interest Profiler

STEP 1 Intro | STEP 2 Profile Questions | STEP 3 View Results

Page 1 of 15 - Answer the rest to generate your score and view matches.

How would you feel about it if you were to...

Maintain the grounds of a park

Like

Not Sure

Dislike

Operate a machine on a production line

Like

Not Sure

The “Career Interest Profiler” is a tool that can help students discover the types of work activities and careers that match their interests. The interest profiler has 180 questions about work activities that people do at their jobs. There are no right or wrong answers!



College and Career Readiness Lesson

The screenshot displays the NAVIANCE Curriculum interface. At the top, it shows 'NAVIANCE Curriculum' and 'Lessons Plans' on the left, and 'KISHORE CLARK' on the right. The main content is divided into two sections:

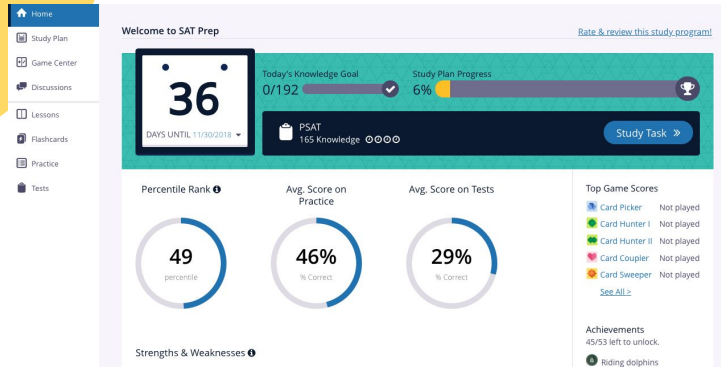
- Lesson Progress:** A circular progress indicator shows '0% done'. Below it, a message reads: "You've just scratched the surface of your college and career discovery for this level. What new opportunities will you discover?". A 'Filter Lessons' sidebar lists:
 - All Lessons (27)
 - Self Discovery (3)
 - Success Skills (3)
 - Support Network (1)
 - Career Planning (2)
 - College Planning (4)
 - Financial Planning (3)
- HOME | Your Current Lessons:** A grid of six lesson cards, each with a title, a representative image, and buttons for 'See Results' and 'Get Started':
 - What Do You Know? (Image: city street at night)
 - What Makes Me Unique? (Image: colorful abstract background)
 - My Career Goals (Image: colorful abstract background)
 - Intracurricular Activities (Image: stack of books)
 - Challenging Myself? (Image: purple and white striped socks)
 - My College Assessments (Image: colorful abstract background)

Your “College and Career Readiness Lessons” tab supplies you with multiple options on things that are needed to be college and career ready. The subjects include additional information on topics such as Self-Discovery, Career Planning, and Financial Planning.

You can find this tab at the bottom of your home page.

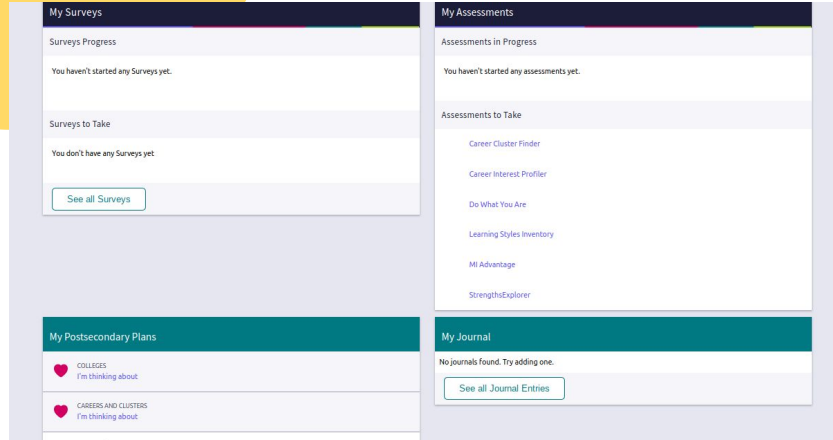


Naviance Test Prep



The Naviance Test Prep allows students to set a goal you want to reach by a certain time period. This tool also tracks your scores on practice tests, and displays what your percentile rank would be. The best part about this tool is that it shows you your strengths and weaknesses in math and reading, so you know what you need to work on the most.

About Me



The screenshot displays a user interface for the 'About Me' section, organized into four main panels:

- My Surveys:** Contains 'Surveys Progress' (stating 'You haven't started any Surveys yet.'), 'Surveys to Take' (stating 'You don't have any Surveys yet.'), and a 'See all Surveys' button.
- My Assessments:** Contains 'Assessments in Progress' (stating 'You haven't started any assessments yet.'), 'Assessments to Take' (listing 'Career Cluster Finder', 'Career Interest Profiler', 'Do What You Are', 'Learning Styles Inventory', 'MI Advantage', and 'StrengthsExplorer'), and a 'See all Assessments' button.
- My Postsecondary Plans:** Contains two sections: 'COLLEGES I'm thinking about' and 'CAREERS AND CLUSTERS I'm thinking about', each with a heart icon.
- My Journal:** Contains the text 'No journals found. Try adding one.' and a 'See all Journal Entries' button.

The About Me tab has 5 different sections: My Surveys, My Assessments, My Postsecondary Plans, My Journal, Documents Shared With Me. The About Me tab showcases all the parts that affect you and what you need to complete.



About Me

How to use Resume Tab


Resume

Naviance
Add/Update Sections
Print/Export Resume

Add new entries to your resume by selecting a type of entry from the menu below. If you're not sure what information to provide, you can select an entry type and read the tips displayed. When printing your resume, you can choose which entries you want to display, so we encourage you to add as much information as possible.

We noticed you haven't created a resume yet. To get started, select the Plus button.

Chesapeake Math and IT Academy South
9822 Fallard Court
Upper Marlboro, MD 20772
p: (240) 573-7250
cmitsouth.org/
Contact Counselor



+

- + Objective
- + Summary
- + Work Experience
- + Education
- + Volunteer Services
- + Extracurricular Activities
- + Awards / Certificates
- + Skills / Academic Achiev...
- + Music / Artistic Achieve...
- + Athletic Achievement
- + References
- + Additional Information
- + Leadership

© 2019, Hobsons Inc
[Privacy Policy](#)
[as Demo Amos](#)
[Close Demo](#)

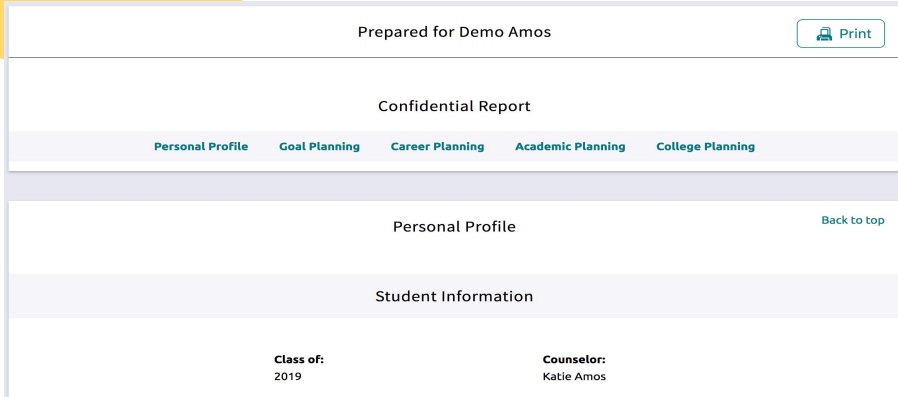
The Resume tab lets you add accomplishments to create a resume. To add things to the resume you click the “Add” button, and then type what you want to remember for your resume.

About Me

How to use Your Portfolio



Your Portfolio summarizes all the information you have plugged into your profile, goals, career, academic, and college planning. This lets you access all the information you have put into your profile and accomplishments.



Prepared for Demo Amos Print

Confidential Report


[Personal Profile](#) [Goal Planning](#) [Career Planning](#) [Academic Planning](#) [College Planning](#)

Personal Profile Back to top

Student Information

Class of:
2019

Counselor:
Katie Amos



About Me

My
Assessments



My Assessments


Assessments in Progress

You haven't started any assessments yet.

Assessments to Take

- Career Cluster Finder
- Career Interest Profiler
- Do What You Are
- Learning Styles Inventory
- MI Advantage
- StrengthsExplorer

The “My Assessments” section of naviance showcases all the assessments you have taken and could still take. These assessments help you find what you are best at and help you complete other parts.

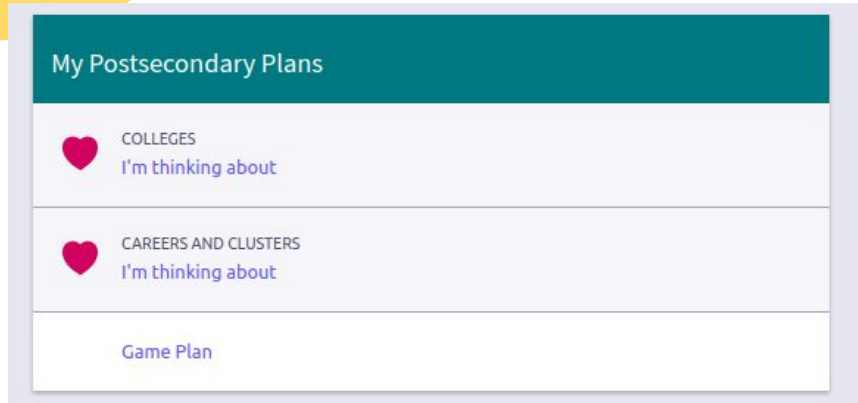


About Me

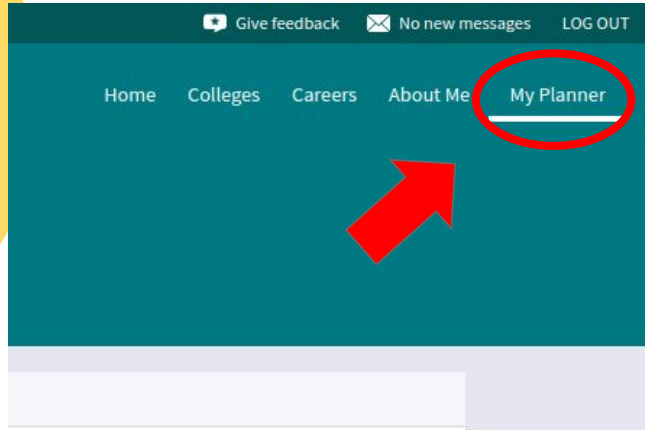
Postsecondary Game Plan



This section has 3 parts which include Colleges I'm thinking about, Careers I'm thinking about, and Game Plan. These offer you the ability to add plans to your profile to remember them. These can help you try to learn more in these careers or colleges.

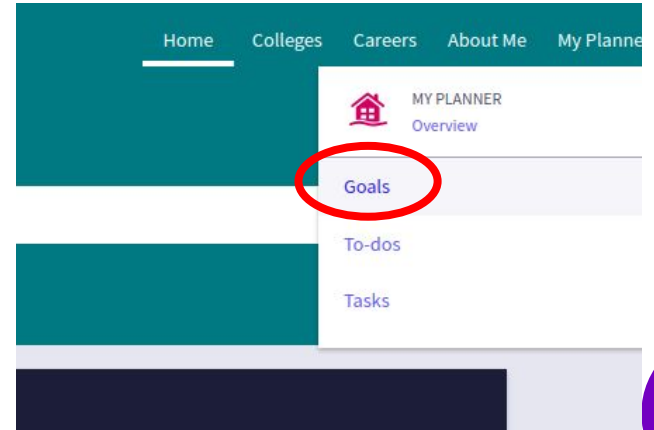


Goals



STEP 1:

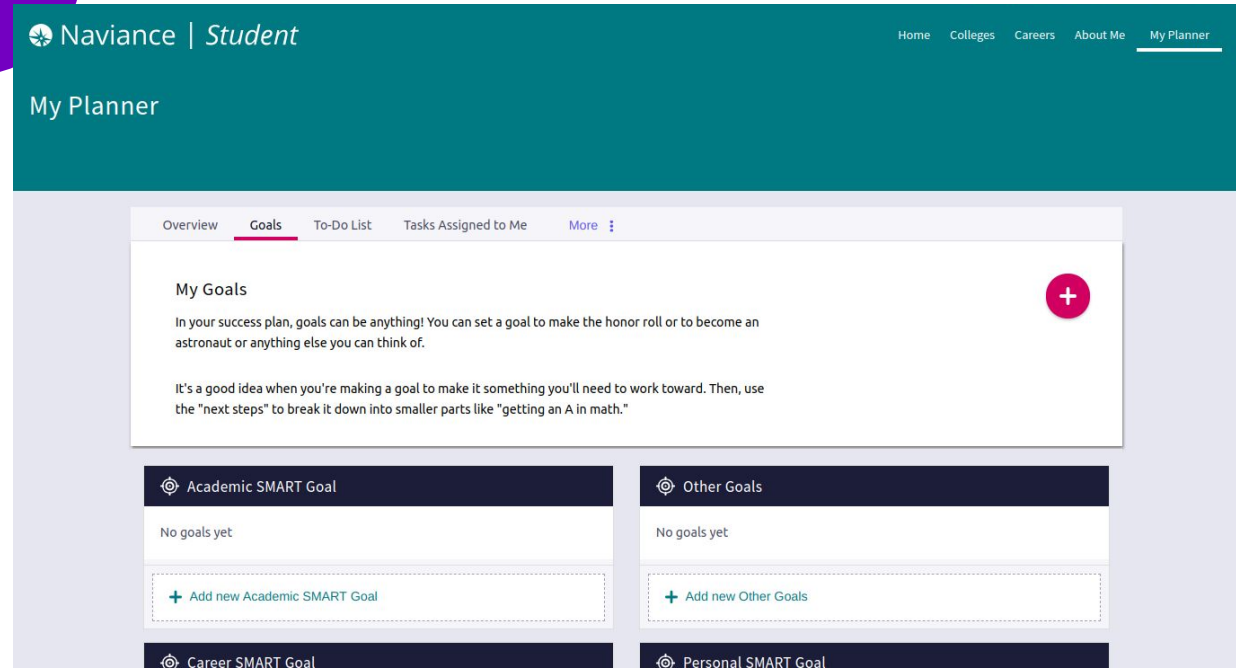
To assign goals on your naviance account select the “My Planner” choice in the top right of your screen.



STEP 2:

Click on the goals option to then be directed to the My Planner page.

Goals



Naviance | *Student* Home Colleges Careers About Me My Planner

My Planner

Overview Goals To-Do List Tasks Assigned to Me More

My Goals

In your success plan, goals can be anything! You can set a goal to make the honor roll or to become an astronaut or anything else you can think of.

It's a good idea when you're making a goal to make it something you'll need to work toward. Then, use the "next steps" to break it down into smaller parts like "getting an A in math."

[+ Add new goal](#)

<h4>Academic SMART Goal</h4> <p>No goals yet</p> <p>+ Add new Academic SMART Goal</p>	<h4>Other Goals</h4> <p>No goals yet</p> <p>+ Add new Other Goals</p>
<h4>Career SMART Goal</h4>	<h4>Personal SMART Goal</h4>

Now you have arrived at the goals section. You are able to set your SMART goals here with a range of options from Academics and Career goals to your Personal, Post-Secondary, or other goals that pertain to you.

SMART GOALS



*** My Goal is: (required)**

Clean my room

Specific: What specific things will you accomplish?

Tidying up the floor, dusting, and putting things away.

Measurable: How will you know when you have achieved this goal?

When I can see the floor again.

Achievable: Is this goal realistic? Do you have the tools you need to achieve it?

Yes and Yes. I am able to get this done if I have the right amount of time to complete this goal.

Relevant: Why is this goal important in your life?

It's important to be clean and stay organized so you won't lose important items that may be necessary for your daily life ie. car keys.

Timely: When can you achieve this goal?

By the end of this week Saturday

ADD


25

Now you may be wondering what is a “SMART goal?” A SMART goal is used to create a goal that is achievable by fitting into the numerous categories of Specific, Measureable, Achievable, Relevant, and Timely.

Your SMART goals can range from a variety of things whether they be academic, career focused, personal, post secondary or any other goal that pertains to you.

A SMART goal can look something like this (left)





Ready to explore Naviance yourself? Email Ms. Amos for your login information if you don't remember it and she will set it up for you!

